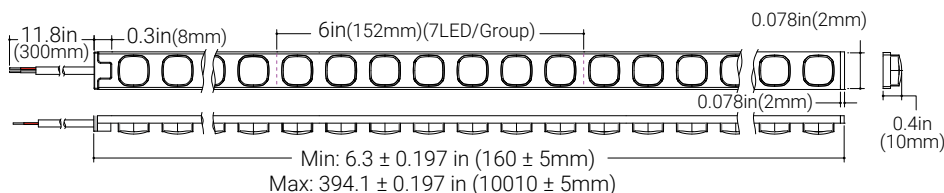


OrgaLED® Wallwash 24V DC



FEATURES

- Flexible LED wallwasher tape light
- High Efficacy- 110 lm/W
- High Density- 7 LEDs per cuttable section
- 24V DC - Low Voltage, Class 2
- Up to 33ft Continuous Runs
- 2700K, 3000K, 4000K
- Dimmable
- Polycarbonate Optical Lens with Silicone encapsulation for durability, reliability, and ease of installation
- IP40 / IP67 Wet Location
- UL Listed
- 5 Years / 50,000 hrs Warranty
- Ambient working temperature -4°~104°F (-20°~40°C)



PART NUMBER & SPECIFICATIONS

Part #	Color	CRI	Efficacy	lm/ft	lm/m	W/ft	W/m
OrgaLED® Wallwash 15°							
038410	2700K	>90	100 lm/W	580	1902.4	5.8	19
038420	3000K	>90	105 lm/W	610	2000.8	5.8	19
038440	4000K	>90	110 lm/W	640	2099.2	5.8	19
OrgaLED® Wallwash 30°							
038510	2700K	>90	100 lm/W	580	1902.4	5.8	19
035520	3000K	>90	105 lm/W	610	2000.8	5.8	19
038540	4000K	>90	110 lm/W	640	2099.2	5.8	19
OrgaLED® Wallwash 45°							
038610	2700K	>90	100 lm/W	580	1902.4	5.8	19
038620	3000K	>90	105 lm/W	610	2000.8	5.8	19
038640	4000K	>90	110 lm/W	640	2099.2	5.8	19

*Data based on 40K

Project

Date

ACCESSORIES



Starter Cable | 6ft
IP40 / IP67
#038050



End Cap | IP40 / IP67
#038010



Jumper Cable | 8in
IP40 / IP67
#038030



Inline Connector
IP40 / IP67
#038020



Cutting Tool
#038003



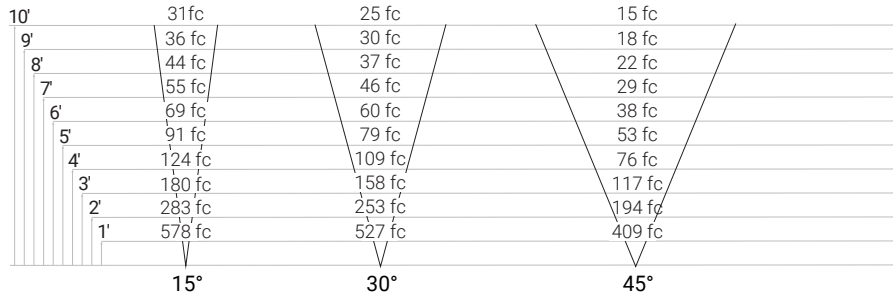
IP67 Waterproofing Kit
#011511

PHOTOMETRIC DATA, MOUNTINGS & EXTRUSIONS

Project

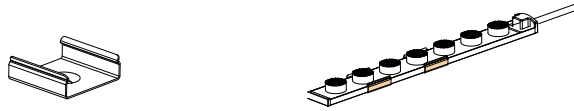
Date

PHOTOMETRIC DATA - based on 40K



MOUNTING & EXTRUSIONS (W x H x L)

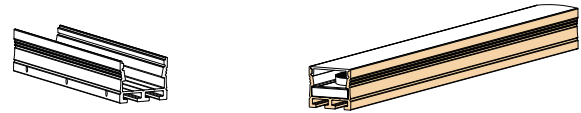
LED Mounting Clip | 0.82 x 0.3 x 0.78in (21 x 8 x 20mm)
#038060



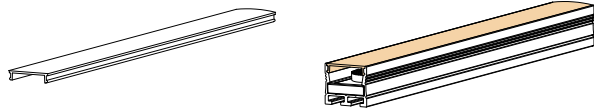
Includes: Screw(s)
M0.14in x H0.59in
(3.5mm x 15mm)



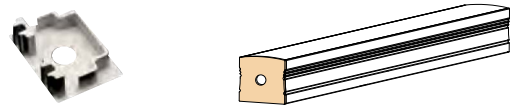
Aluminum Profile (Black) | 0.93 x 0.81 x 48in (24 x 21 x 1219mm)
#038061



Snap-in Clear Lens
#038062



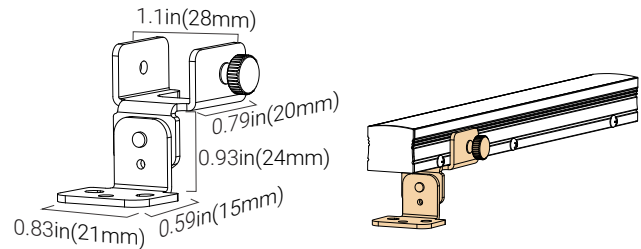
End Cap w/ Power Hole (black)
#038063




End Cap (black)
#038064



Swivel Mount (black or silver) | 1.1in (28mm) width
#038065



Aluminum Mounting Clip
0.98 x 0.5 x 0.39in (25 x 13 x 10mm)
#038066



POWER SUPPLIES, ENCLOSURES & WIRING DIAGRAM

POWER SUPPLIES - 24V

Forward Phase, Reverse Phase, & 0-10V Dimming Drivers. Remote enclosures available.

Part #	Ingress	Voltage	Wattage	Dimensions (inches / mm)	Description
045001	IP67	100-305V	20W	7.6 x 1.18 x 0.79 / 193 x 30 x 20	Dimmable LED Driver
045002	IP67	100-305V	40W	5.83 x 1.57 x 0.87 / 148 x 40 x 22	Dimmable LED Driver
045003	IP67	120-277V	60W	6.3 x 2.24 x 1.5 / 160 x 57 x 38	Dimmable LED Driver
045004	IP67	120-277V	75W	6.3 x 2.24 x 1.5 / 160 x 57 x 38	Dimmable LED Driver
045005	IP67	120-277V	96W	7.6 x 2.24 x 1.5 / 193 x 57 x 38	Dimmable LED Driver
045006	IP67	120-277V	200W	10.1 x 3.03 x 1.8 / 257 x 77 x 46	Dimmable LED Driver
045007	IP67	120-277V	300W	11.9 x 3.03 x 1.8 / 302 x 77 x 46	Dimmable LED Driver

Project

Date

ENCLOSURES

Part #	Ingress	Dimensions (inches / mm)	Description
045008	IP67	9.4 x 2.6 x 1.9 / 239 x 66 x 48	20W Enclosure
045009	IP67	11.02 x 4.05 x 2.2 / 280 x 103 x 56	40W Enclosure
045010	IP67	11.02 x 4.05 x 2.2 / 280 x 103 x 56	60W Enclosure
045011	IP67	11.02 x 4.05 x 2.2 / 280 x 103 x 56	75W Enclosure
045012	IP67	11.02 x 4.05 x 2.2 / 280 x 103 x 56	96W Enclosure
045013	IP67	16.7 x 9.8 x 2.3 / 424 x 249 x 58	200W Enclosure
045014	IP67	16.7 x 9.8 x 2.3 / 424 x 249 x 58	300W Enclosure

WIRING DIAGRAM

