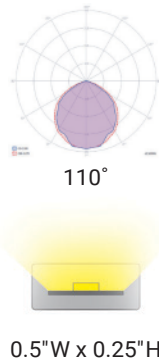


OrgaLED® Top 24V DC



Project

Date

ACCESSORIES

OrgaLED strips offer a range of 'Plug & Play' IP40 and IP67 field installable connectors or factory installed IP67 connections.

FEATURES

- Very Flexible (Bend radius >1.2")
- High Efficacy- 127 lm/W
- High Density- 8 LEDs per cuttable section
- 24V DC - Low Voltage, Class 2
- Up to 33ft Continuous Runs
- 2700K, 3000K, 3500K, 4000K, 5000K
- Field Cuttable 1.96in
- Dimmable
- UV/IR protected PVC encapsulation
- IP40 or IP67 Wet Location
- UL Listed / CE /ROHS
- 5 years / 50,000 hrs warranty

PART NUMBER & SPECIFICATIONS

OrgaLED® Deco Top

Part #	Color	CRI	lm/ft*	W/ft
041101	2700K	>94	35.1	0.3
041102	3000K	>94	36	0.3
041103	3500K	>94	36	0.3
041104	4000K	>94	38.1	0.3
041105	5000K	>94	38.1	0.3

OrgaLED® Power Top

Part #	Color	CRI	lm/ft*	W/ft
041201	2700K	>94	116.8	1
041202	3000K	>94	120.1	1
041203	3500K	>94	120.1	1
041204	4000K	>94	127	1
041205	5000K	>94	127	1

OrgaLED® High Power Top

Part #	Color	CRI	lm/ft*	W/ft
041301	2700K	>94	198.6	1.7
041302	3000K	>94	204.2	1.7
041303	3500K	>94	204.2	1.7
041304	4000K	>94	215.9	1.7
041305	5000K	>94	215.9	1.7



Straight Connector Cable 16ft
IP40 / IP67
#041002



L-Connector Cable 16ft
IP40 / IP67
#041003



Jumper Cable 8in
IP40 / IP67
#041004



Top End Cap | IP40 / IP67
#041001



L-Splice Connector
IP40 / IP67
#041005



Inline Connector
IP40 / IP67
#041006



IP67 Waterproofing Kit
#011511

Specifications may be modified or improved without notification



POWER SUPPLIES, MOUNTINGS & EXTRUSIONS

POWER SUPPLIES - 24V

Forward Phase, Reverse Phase, & 0-10V Dimming Drivers. Remote enclosures available.

Part #	Ingress	Voltage	Wattage	Dimensions (inches)	Description
045001	IP67	100-305V	20W	7.6 x 1.18 x 0.79	Dimmable LED Driver
045002	IP67	100-305V	40W	5.83 x 1.57 x 0.87	Dimmable LED Driver
045003	IP67	120-277V	60W	6.3 x 2.24 x 1.5	Dimmable LED Driver
045004	IP67	120-277V	75W	6.3 x 2.24 x 1.5	Dimmable LED Driver
045005	IP67	120-277V	96W	7.6 x 2.24 x 1.5	Dimmable LED Driver
045006	IP67	120-277V	200W	10.1 x 3.03 x 1.8	Dimmable LED Driver
045007	IP67	120-277V	300W	11.9 x 3.03 x 1.8	Dimmable LED Driver

ENCLOSURES


Part #	Ingress	Dimensions (inches)	Description
045008	IP67	9.4 x 2.6 x 1.9	20W Enclosure
045009	IP67	11.02 x 4.05 x 2.2	40W Enclosure
045010	IP67	11.02 x 4.05 x 2.2	60W Enclosure
045011	IP67	11.02 x 4.05 x 2.2	75W Enclosure
045012	IP67	11.02 x 4.05 x 2.2	96W Enclosure
045013	IP67	16.7 x 9.8 x 2.3	200W Enclosure
045014	IP67	16.7 x 9.8 x 2.3	300W Enclosure

Application Based Mounting Systems

Cove Extrusion



Direct Stair Extrusion Indirect Stair Extrusion



Learn more at
OrganicLighting.com

MOUNTING & EXTRUSIONS

Mounts directly with brackets, self adhesive transparent channels, or in aluminum extrusions. For more extrusions, visit organiclighting.com.



AERIS is an aluminum anodized IP68 encapsulated extrusion fixture. Can be suspended with low voltage cable suspension or mounted to surface.

AERIS 0.8"W Low | 0.8" x 0.75"
#010710
AERIS 0.8"W High | 0.8" x 1.48"
#010714
AERIS 0.8"W Frosted Lens
#010800



AERIS 1.2"W Low | 1.2" x 0.75"
#010730
AERIS 1.2"W High | 1.2" x 1.48"
#010734
AERIS 1.2"W Frosted Lens
#010820



PET Channel is self adhesive. An internal groove allows for a flathead screw.

PET Clear Channel | .67"W x .35"H
#011369
PET Clear Channel | .91"W x .39"H
#011370



Aluminum Channel with an internal groove allows for a flathead screw. OrgaLED sits flush in channel.

Aluminum Channel | 0.41" x 0.41"
#012851
Aluminum Channel Clip | 0.55" x 0.31"
#012850



Anodized surface, wall, floor, recess, inverted or suspended mounting.

1" Line Extrusion | 0.95" x 2"
#010982
1" Line Frosted Walk-over Lens
#010959



Anodized surface, wall, floor, recess, inverted or suspended mounting.

2" Line Extrusion | 1.73" x 2"
#010985
2" Line Frosted Walk-over Lens
#010961
2" Line Frosted Decorative Lens
#010962



PET Channel is lightweight. An internal groove allows for a flathead screw.

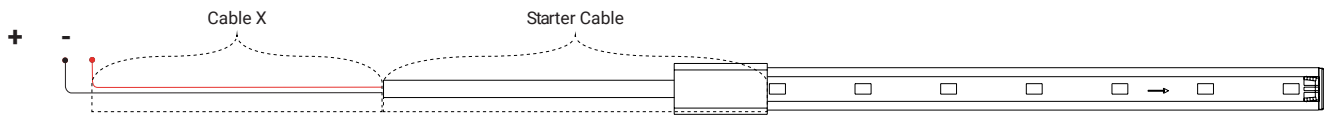
PVC Channel 4' | .67" x .35"
#037006

Specifications may be modified or improved without notification

CABLE REQUIREMENT

The OrgaLED® LED strips need a minimum voltage at the beginning of the LED strip to function according to the specifications. The table below gives an indication of the maximum cable length based on the cable thickness and power supply voltage. The connection between the cable and LED strip is with an OrgaLED® Top starter cable with a cable length of 16ft.

In case the required length is larger than the length mentioned in this cable, the supply voltage is different or if a detailed wire plan with branches is planned, please contact your distributor for a detailed cable calculation.



Cable X Information	LED Strip	Max. Cable Length	
		24V	25V
20 AWG x 2	3.28 ft	303 ft	587 ft
	16.4 ft	57 ft	114 ft
	32.8 ft	26 ft	54 ft
18 AWG x 2	3.28 ft	457 ft	883 ft
	16.4 ft	86 ft	171 ft
	32.8 ft	40 ft	82 ft
16 AWG x 2	3.28 ft	914 ft	1766 ft
	16.4 ft	172 ft	343 ft
	32.8 ft	80 ft	135 ft
14 AWG x 2	3.28 ft	1521ft	2940 ft
	16.4 ft	287 ft	571 ft
	32.8 ft	133 ft	275 ft